

Style 351 Pipeline Strainer



Protects precision equipment from the damaging effects of entrained system debris.

The Dresser Style 351 Pipeline Strainer is designed to protect precision devices, such as regulation and metering equipment installed downstream of the strainer, from entrained system debris such as plastic shavings, fine particles of dirt, stones, gravel, rust, pipe scale and weld slag.

Check out these Style 351 product features:

- Available in flanged, weld or threaded end configurations.
- Low pressure drop is achieved through a large element area and venturi port design.
- The elements are interchangeable and consist of corrosion resistant stainless steel in 100 mesh configuration and back-up disc for long service life.
- The streamlined flow path is sealed with an elastomeric ring in the body bore which provides positive debris removal and prevents debris from traveling downstream.
- The debris bowl has sufficient volume to provide extended service intervals and is tapped for cleaning or valve attachment for blowdown.
- Ideally suited for natural gas and compressed air applications.
- May be installed in vertical or horizontal position.

Dresser recommends the inclusion of gasket strainers in all prefabricated meter set systems to protect pipeline valves and regulation equipment.



Flanged Dresser Style 351
Pipeline Strainer

STYLE 351 MATERIALS OF CONSTRUCTION

BODY: Flanged and FIPS - Ductile Iron - 150# ANSI B16.42, ASTM A 536 GR 65-45-12
(Max. Pressure Rating -175 PSIG @ 150F)

Weld - Steel - ANSI B16.31, ASTM A 216 GR WCB (Max. Pressure Rating to 275 PSIG @ 150F)

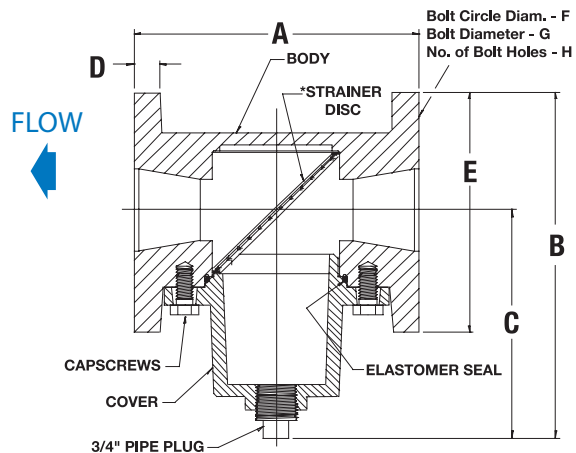
COVER: Ductile Iron, ASTM A536 GR 65-45-12

COVER SEAL: SBR - Specially compounded for natural gas service

ELEMENT: 18-8 Stainless Steel - Perforated back-up disc and 100 mesh screen

CAP SCREWS: Steel - ASTM A 193 Grade B7

PLUG: Carbon Steel



FLANGED END STRAINER

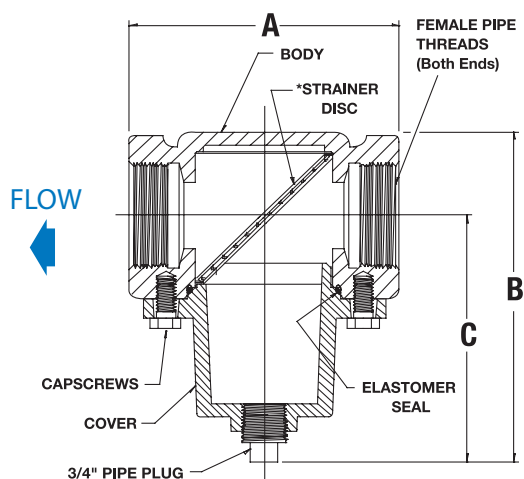
SIZE	A	B	C	D	E	F	G	H
2"	7	8-5/8	5-5/8	5/8	6	4-3/4	5/8	4

FLANGED - 150 ANSI

SIZE	MESH*	PART NUMBER
2"	100	0351-2200-100

F - Bolt Circle Diameter
G - Bolt Diameter
H - No. of Bolts

Max. Pressure/Temp: 175 Psig @ 150F
Body Material: Ductile Iron



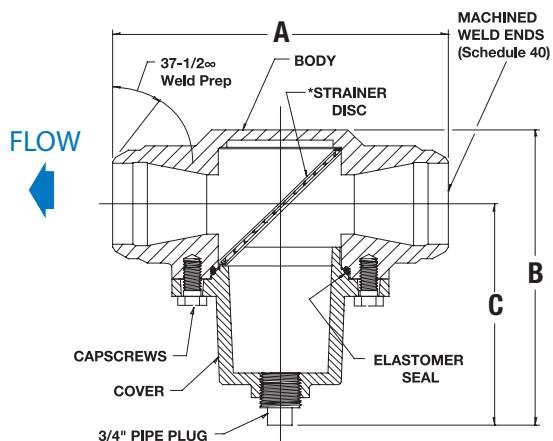
NPT THREADED (Female) ENDS

SIZE	A	B	C
2"	6-1/8	7-9/16	5-5/8

NPT THREADED

SIZE	MESH*	PART NUMBER
2"	100	0351-1200-100

Max. Pressure/Temp: 175 Psig @ 150F
Body Material: Ductile Iron



WELD X WELD END

SIZE	A	B	C
2"	8-1/2	7-1/2	5-5/8

WELD - Standard 37-1/2° Bevel

SIZE	MESH*	PART NUMBER
2"	100	0351-3200-100

Max. Pressure/Temp: 275 Psig @ 150F
Body Material: Steel

Dresser Pipeline Solutions

41 Fisher Avenue
Bradford, PA 16701
T: 814.362.9300
F: 814.362.9344

© 2021 Natural Gas Solutions North America, LLC - All rights reserved.
Dresser Utility Solutions reserves the right to make changes in specifications and features shown herein, or discontinue the product described at any time without notice or obligation. Contact your Dresser sales representative for the most current information.

The Dresser Logo and all Trademarks containing the term "Dresser" are the property of Dresser, LLC, a subsidiary of Baker Hughes

DRESSER
PIPELINE SOLUTIONS
www.dresserutility.com

DPS-029
351.STRAINER.2021